

Universität Bielefeld | Postfach 10 01 31 | 33501 Bielefeld

**Christian Stöhr GmbH & Co.**  
**Elektro- u. Kunststoffwaren KG**  
 Kronacher Str. 14  
 96364 Marktrodach  
 Germany

**Prof. Dr. Andreas Hütten**

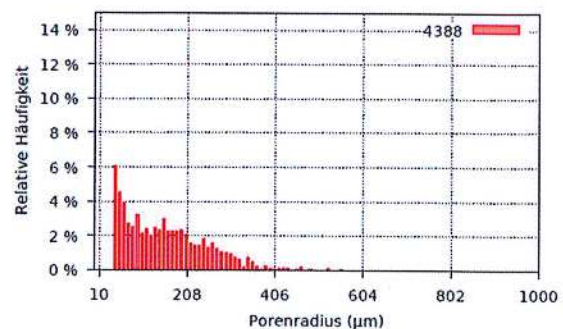
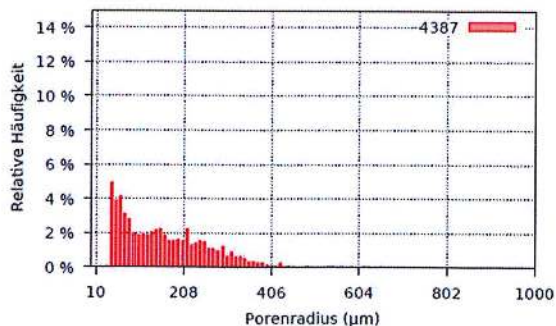
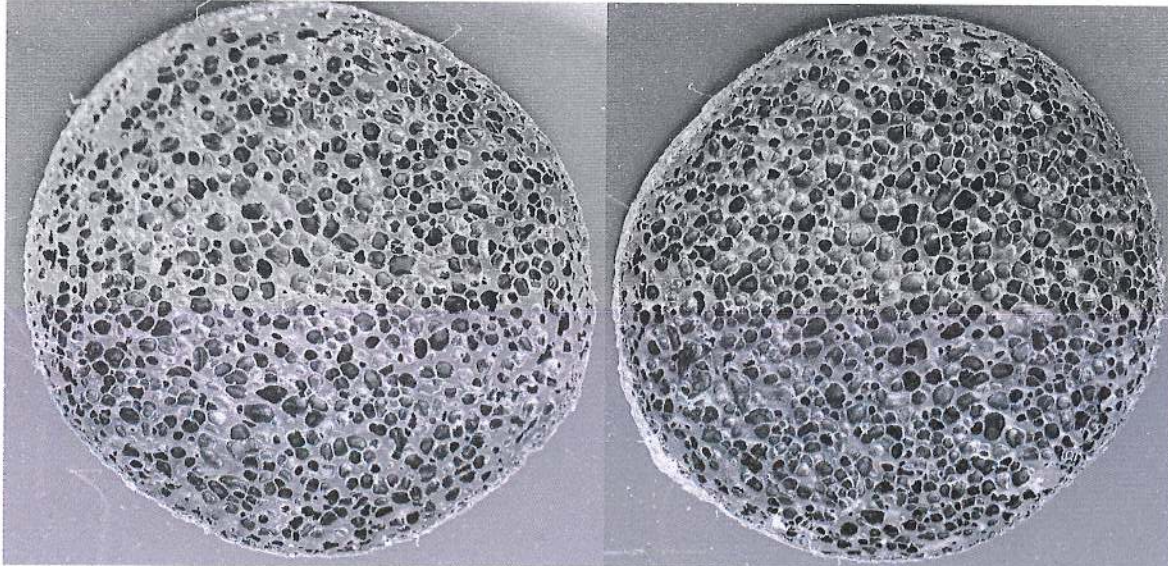
Raum: D2-252  
 Tel.: 0521.106-5418  
 Fax: 0521.106-6046  
 Email: [huetten@physik.uni-bielefeld.de](mailto:huetten@physik.uni-bielefeld.de)  
 web: <http://www.spinelectronics.de/>

Bielefeld, 13.02.2017

Seite 1 von 2


## Research report for the qualitative description and quantitative ascertainment of the active surface of a HEL-X® Flake of Stöhr GmbH & Co.

Within the scope of a research and development assignment, the work group “thin layers & physics of nanostructures” of Prof. Dr. Andreas Hütten determined the active surface of a HEL-X® Flake:



The active surface of the **HEL-X® Flake** consists of pores, which partially pervade the entire Bio Chip:

The analyses of the ascertained measurements are based on modeling the pores close to the surface by hemispheres and on modelling the pores inside the volume of the Bio Chip by spheres. As a result, one cubic meter ( $1 \text{ m}^3$ ) of the **HEL-X® Flake** has an active surface of  $(3393 \pm 115) \text{ m}^2$ .



Prof. Dr. Andreas Hütten